



## How to construct your Jeans for Genes bunting FLAGS

1. Cut out your bunting flags.
2. Cut out holes, or use a hole puncher to create holes on each corner.
3. Thread the bunting flags onto string.
4. Hang bunting flags at your Jeans for Genes event and fundraiser.



Colton, 3  
Osteopetrosis



Spencer, 7  
Duchenne Muscular  
Dystrophy



Kenzie, 6  
Cystic Fibrosis

1 IN 20 KIDS  
NEED YOUR  
HELP



1 IN 20 KIDS  
NEED YOUR  
HELP



1 IN 20 KIDS  
NEED YOUR  
HELP




CHILDREN'S  
MEDICAL  
RESEARCH  
INSTITUTE

Jeans  
for Genes®



James, 6  
Axenfeld-Reiger  
Syndrome



### How to construct your Jeans for Genes bunting FLAGS


1. Cut out your bunting flags.
2. Cut out holes, or use a hole puncher to create holes on each corner.
3. Thread the bunting flags onto string.
4. Hang bunting flags at your Jeans for Genes event and fundraiser.




Ruby, 11  
Cancer



Colton, 3  
Osteopetrosis



1 IN 20 KIDS  
NEED YOUR  
HELP



FIGHT  
CHILDREN'S  
GENETIC  
DISEASES  
with US



FIGHT  
CHILDREN'S  
GENETIC  
DISEASES  
with US